



PRESS RELEASE

Post-PLC Elections survey The Day After

- ❖ 73% believe that Hamas should change its position on the elimination of the state of Israel.
- ❖ 84% support a peace agreement with Israel (77% of those who voted for Hamas support a peace agreement with Israel)
- ❖ 86% oppose the resignation of President Mahmoud Abbas.
- ❖ 62% believe that the PLO represents the Palestinian people.
- ❖ Only 3% believe that the most important priority of a Hamas controlled government is to establish Islamic law.
- ❖ 26% of those who voted for the Hamas list said that they did so out of dissatisfaction with the work of other lists.

FOR FURTHER INFORMATION
Please contact Jamil Rabah
NEC,
HSBC Building, 3rd floor
RAMALLAH
02-2961436
fax: 02-2963114

The results will be available in detail and with cross-tabulations by Monday 30th of January 2006 at 12 noon on the following site:

<http://www.neareastconsulting.com>



Post-PLC Elections survey The Day After

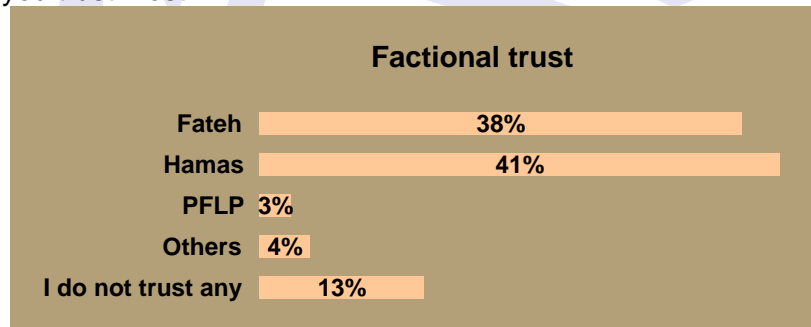
Methodology

During the period 27-29 January, 2006, Near East Consulting (NEC) conducted a phone survey of over 1,200 randomly selected Palestinians in the West Bank, the Gaza Strip, and Jerusalem of which 863 were successfully completed. The survey covered a number of issues related to the 25 January 2006 parliamentary elections such as factional trust, voting behavior, level of support for a National Unity government, and the perceived impact and priorities of a new government controlled by Hamas. It is worth noting that 60% of households in the Palestinian territories have phone connectivity. Previous surveys conducted by the researchers at NEC do not show much difference in the political attitudes between households who own phone lines and those who do not. Finally, the margin of error is +/- 3,5% with a 95% confidence level.

Factional trust

When asked which faction they trust most, 38% of those surveyed said Fateh, 41% said Hamas, while 13% do not trust any faction.

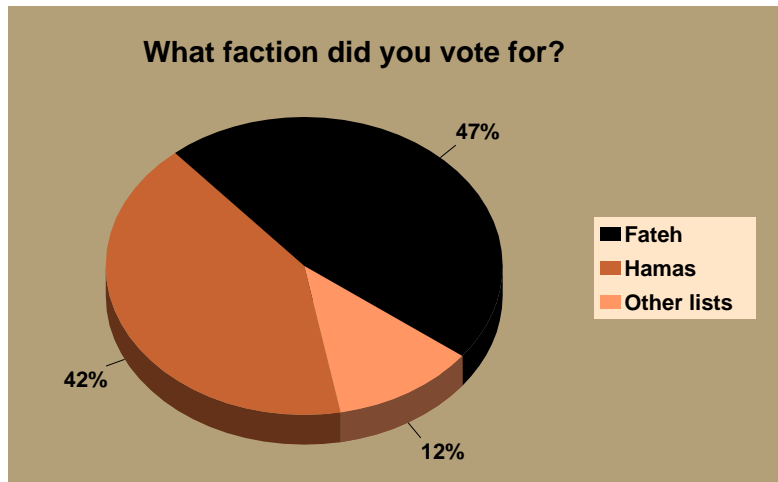
Q1: Faction you trust most



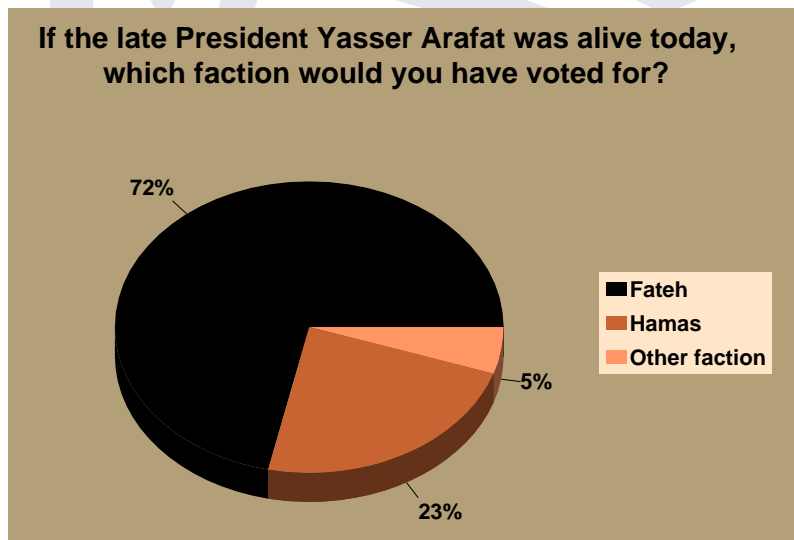
Voting behavior

As indicated in the figure, below, 47% of the respondents who said they voted did so for the Fateh list, while 42% voted for the Hamas list.

In general, 17% of the respondents said that they voted for a particular list out of dissatisfaction with the work of other lists or factions. In addition, 5% of the interviewees who trust Fateh most still voted for Hamas. Also, only 8% of those who voted for the Fateh bloc did so out of protest with other factions, while 26% of the respondents who voted for Hamas did so out of dissatisfaction with other factions.



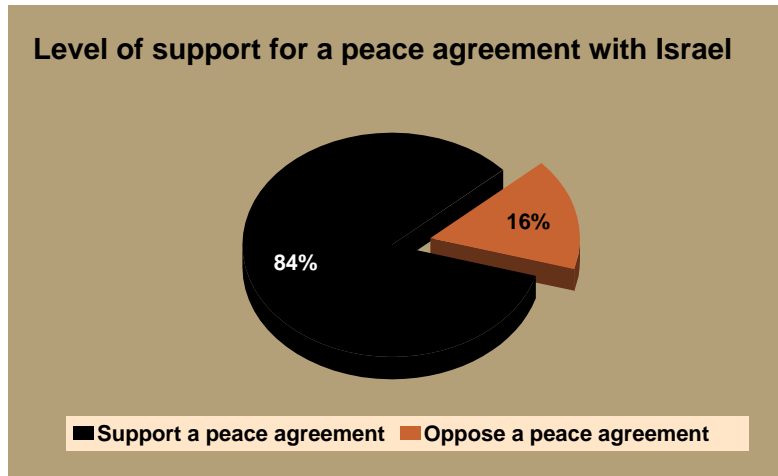
In general, 71% of respondents would have voted for Fateh if late Palestinian president Yasser Arafat were still alive, compared to 23% who would have voted for Hamas. When comparing these results with those who describe how respondents actually voted, Fateh would have received about 24% more votes in a hypothetical situation where Yasser Arafat were still alive.



Support for the peace process

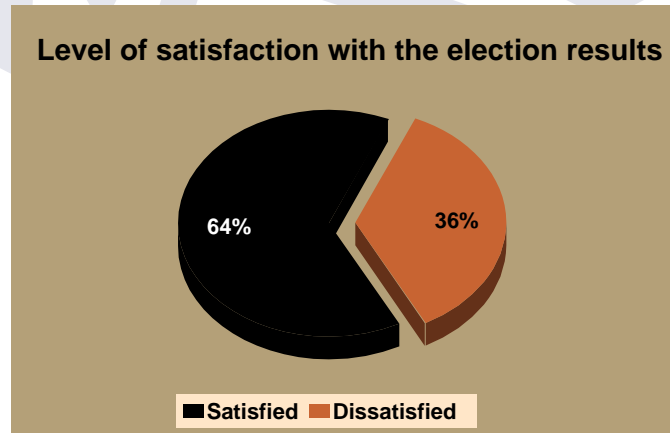


As indicated in the figure, 84% of the respondents support a peace settlement with Israel. 89% of those who voted for the Fateh bloc in the elections support the peace process, while 77% of those who voted for the Hamas bloc support a peace agreement with Israel.



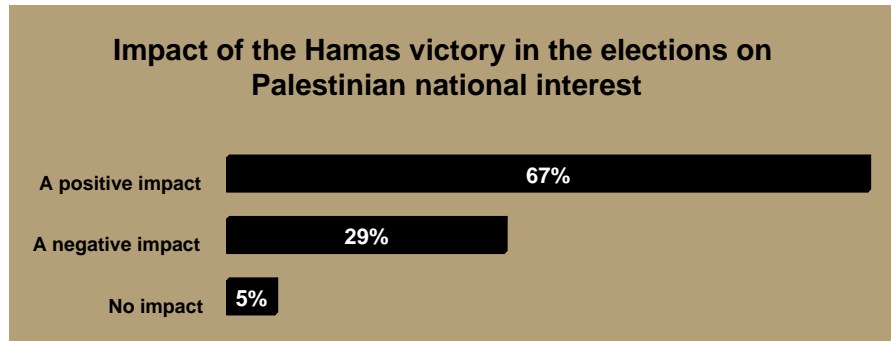
Elections and their aftermath

In general, 64% of the interviewees are satisfied with the election results. This is the case for 94% of those who voted for the Hamas bloc and 36% of those who voted for the Fateh bloc.

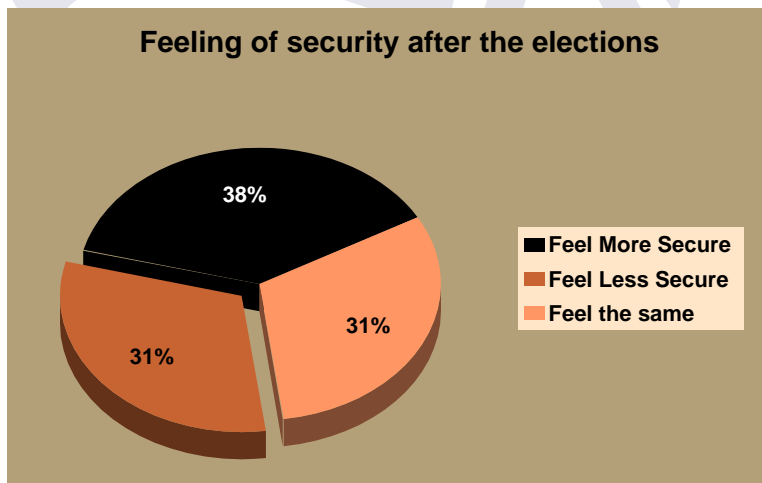


67% of the respondents believe that Hamas's election victory has a positive impact on Palestinian national interest, 29% thinks that it has a negative impact, while 5% believe that it has no impact whatsoever on Palestinian national interest. In addition, 92% of the respondents who voted for the Hamas bloc believe that the election victory of Hamas

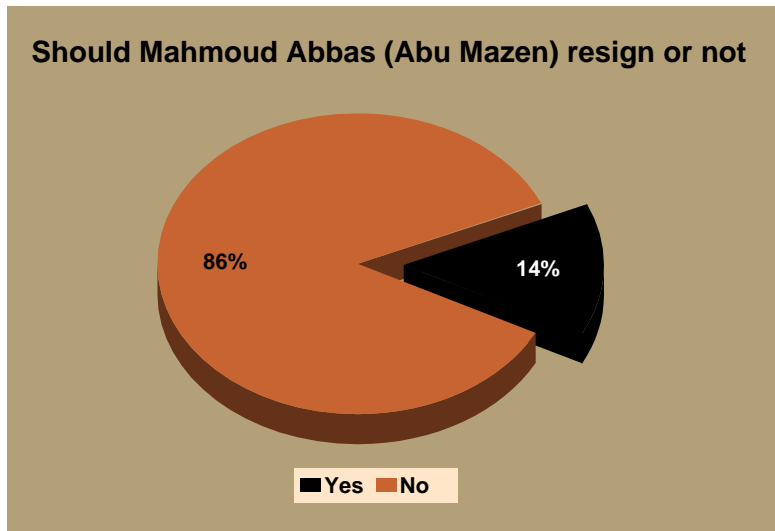
has a positive impact on Palestinian national interest compared to 42% of those who voted Fateh who believe so.



In general, 38% of the respondents feel more secure since the PLC elections, 31% feel less secure, while the feeling of security for 31% of respondents remained the same since the elections. 68% of those who voted for the Hamas bloc feel more secure since the PLC elections compared to only 20% of the ones who voted for the Fateh bloc. Moreover, of Fateh voters 50% feel less secure since the elections and 34% of those who voted for other factions also feel less secure compared to only 10% of Hamas voters who share this feeling.

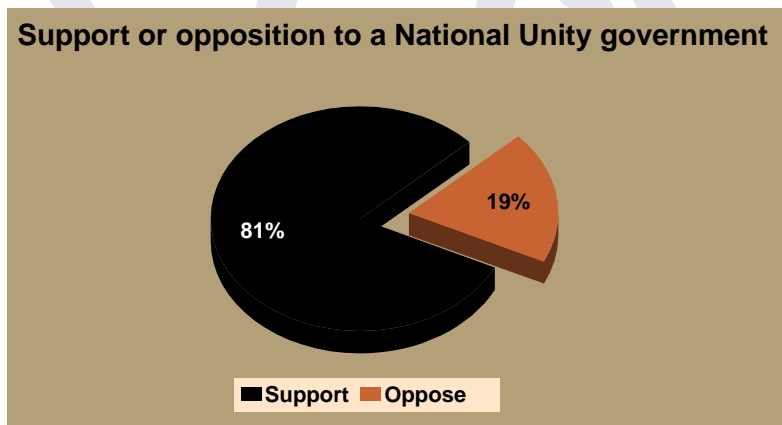


The majority of 86% of the respondents believe that Abu Mazen should not resign. This belief is shared by all voters irrespective of their voting preference.

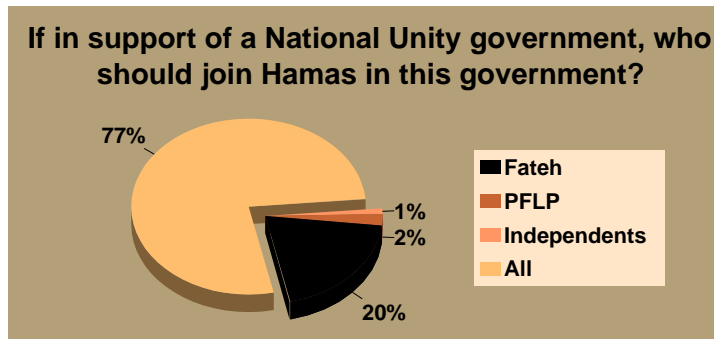


A National Unity government

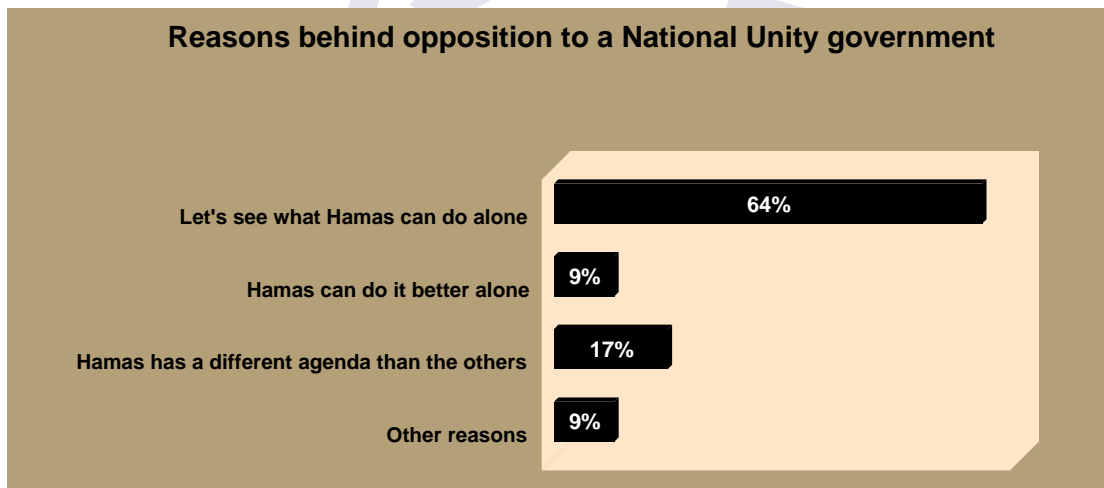
The majority of 81% of the respondents would like to see a National Unity government emerge. The support for a National Unity government is larger among those who voted for the Hamas bloc (91%) than among those who voted for the Fateh bloc (66%).



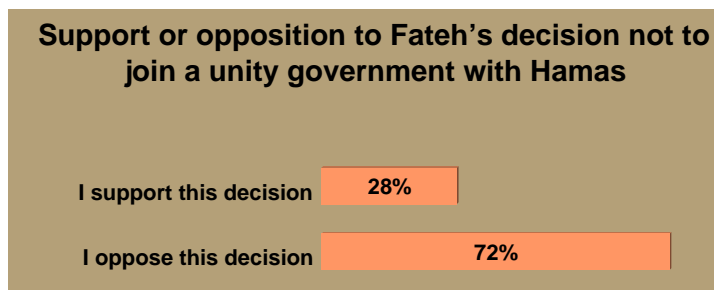
Most (77%) of the respondents who support the establishment of a National Unity government want the National Unity government to be composed of all the factions.



When asked about the reasons behind the opposition to the creation of a National Unity government, 64% of the respondents said that they would like to see what Hamas can do on its own, 9% specified that they do not want to see a coalition government because they believe that Hamas can govern better alone, while 17% do not want a coalition government because the agenda of Hamas differs too much from the agendas of other factions.



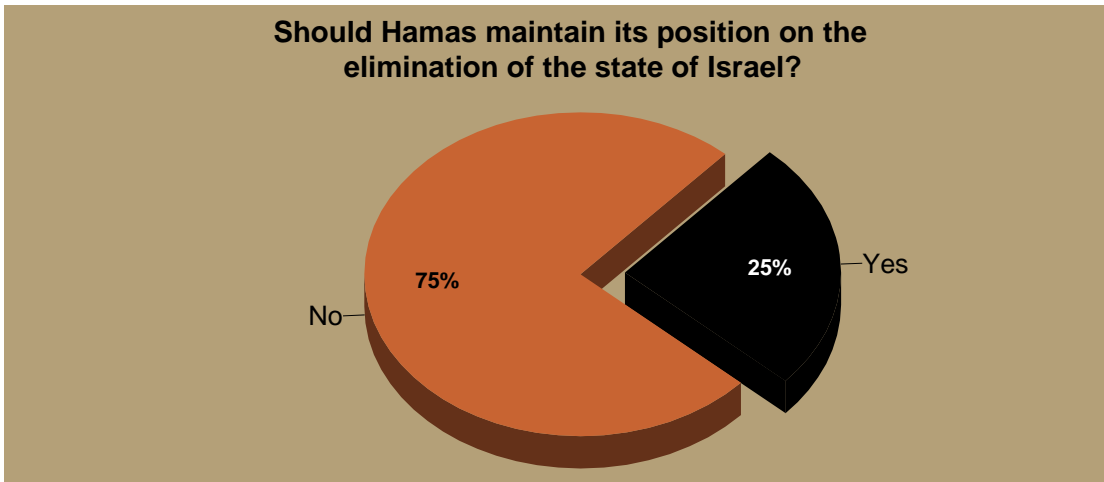
When respondents were specifically asked about Fateh's current refusal to join a national coalition government with Hamas, 28% of the respondents support Fateh's rejection of joining such a government. The support for Fateh's refusal to join Hamas in a national coalition government is stronger among those who voted for the Fateh bloc (48%) than among those who voted for the Hamas bloc (15%).



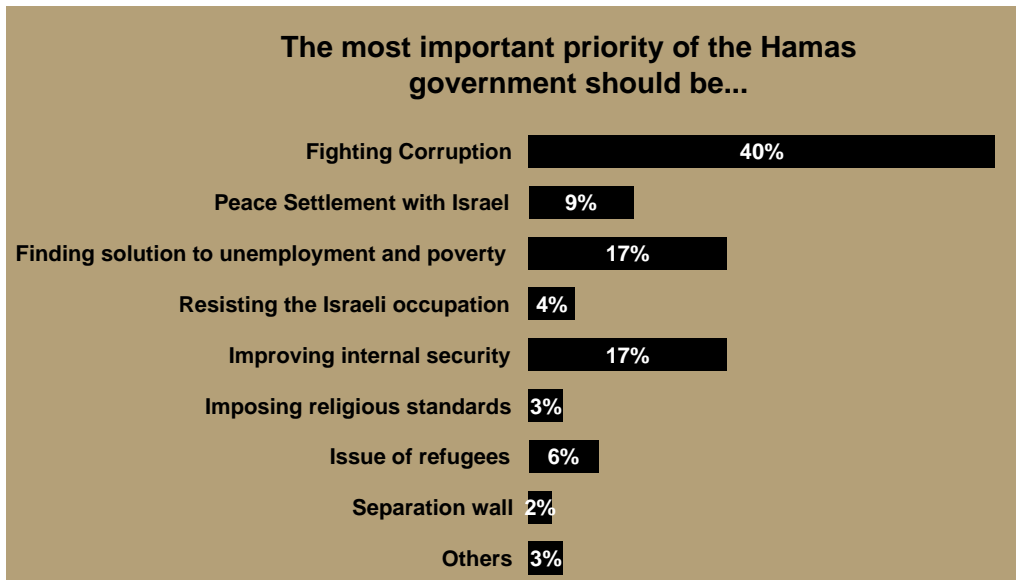


Perceptions on a new government under Hamas

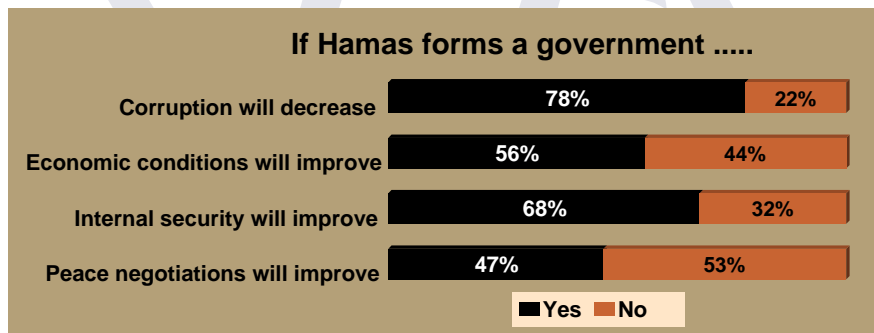
In general, a minority of 25% of the respondents believe that Hamas should maintain its position on the elimination of the state of Israel. This belief is shared by a higher percentage of respondents who voted for the Hamas bloc (37%) than by those who voted for the Fateh bloc (17%). Moreover, a higher percentage of respondents who oppose a peace agreement with Israel (55%) than those who support a peace agreement with Israel (18%) believe that Hamas should maintain its position on the elimination of Israel.



In general, 40% of the respondents believe that combating corruption should be the most important priority for the Hamas government. A relatively high percentage (17%) said that ending the chaos in security should be the most important priority of the Hamas government, while another 17% said that the priority should be to solve the unemployment and poverty problem. **Only 3% of the respondents said that it should be the priority of the Hamas government to implement Islamic law.**

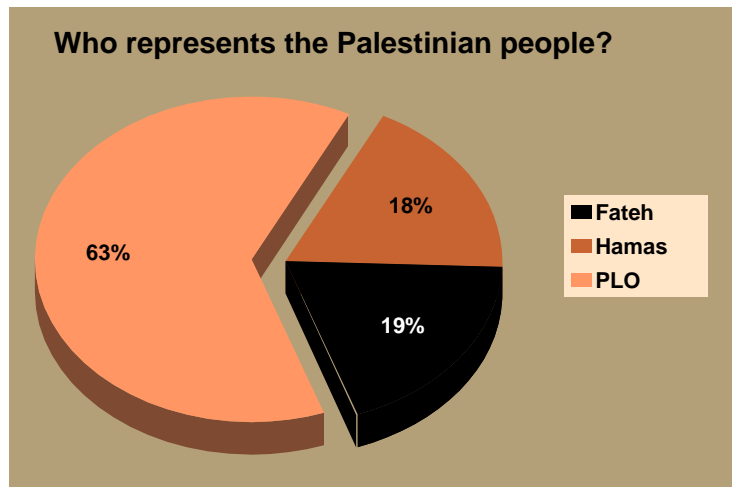


A majority of 78% of the respondents believe that corruption will decrease if Hamas controls the new government, and 56% believe that the economic conditions will improve under such a government. In addition, 68% believe that the internal security conditions will improve under a new government that is controlled by Hamas, while 47% believe that peace negotiations will improve under such a new government.



The PLO

A majority of 62% of the respondents believe that the PLO represents the Palestinian people. Of the remainder, 19% believe that Hamas represents the Palestinian people, and 18% believe that Fateh represents the Palestinian people.



In general, 67% of respondents do not think that the increase in power of Hamas will have an impact on the influence of the PLO, while 21% believe that the increase in power of Hamas will impact the influence of the PLO, at least to a certain extent (12%).

